お問い合わせ：kikaku@kel.jp

NO. P39909

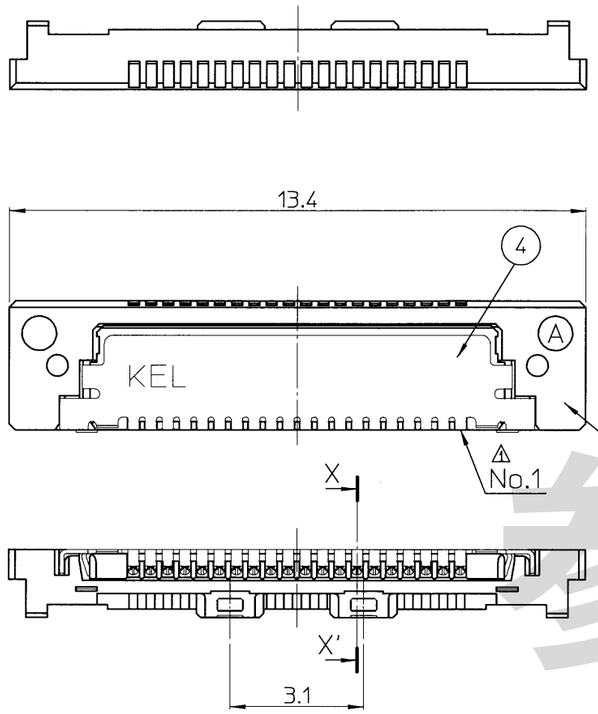

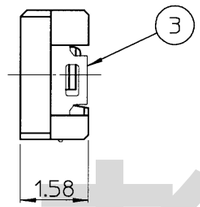

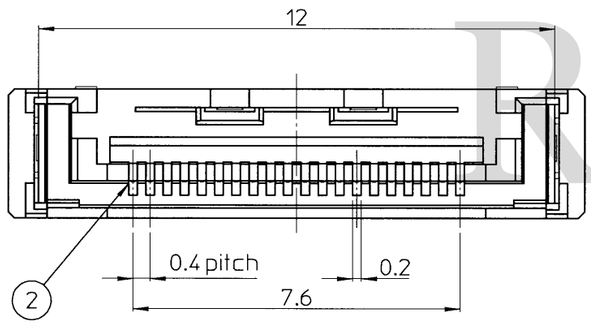

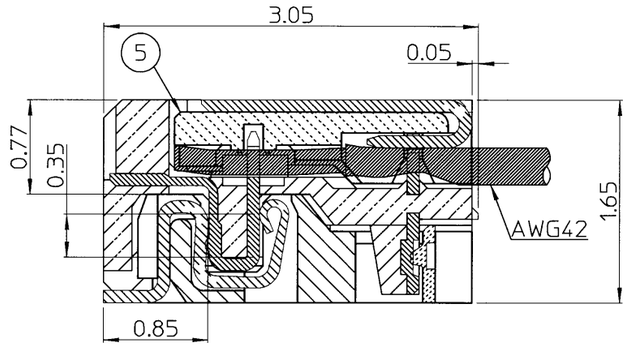

X-X' mated cross section(20:1)

USLS00-20-X/USLS20-20

NOTES

1)Unless otherwise specified, tolerance shall be:
指定無き寸法公差
Less than 10 ±0.15
10 or more ±0.20
0~10未満 ±0.15
10以上 ±0.20

2)Contact finish. コンタクトの仕上
Under plating Nickel
Gold plating thickness(Au 0.05μm or more)
ニッケルめっき下地
金めっき仕上 0.05μm以上

3)Metal shell 1 finish. 金属シェル1の仕上
Under plating Nickel
Gold plating thickness(Au 0.05μm or more)
ニッケルめっき下地
金めっき仕上 0.05μm以上

4)Metal shell 2 finish. 金属シェル2の仕上
Under plating Nickel
Tin copper plating
ニッケルめっき下地
錫銅めっき仕上

5)Part Number
USLS 20 - 20
- Number of contacts: 20 : 20 pins
- Variation: 20 : Plug for IDC cable connection
- Series number: USL stack series AWG42 Micro coaxial cable connector

6)Product family 製品構成
USLS20-30
- USLS20-20Base
- USLS20-20CV

7)Preliminary drawing.
Specification may be changed without prior notice.
形状、仕様を変更する場合がございます。
治具等を製作する場合には弊社営業へ確認をお願い致します。

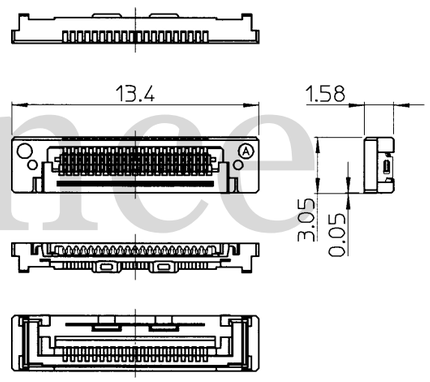

USLS20-20Base(3:1)

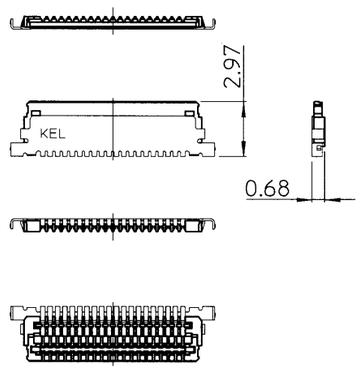

USLS20-20CV(3:1)

No.	Part Number 製品名	Component 名称	Quantitiy 数量	Material 材質	Finish 仕上
5	USLS20-20CV	IDC cover 圧接カバー	1	Glass-filled L.C.P.(UL94V-0)Black L.C.P(UL94V-0)黒 ガラス繊維入	――
4		Metal shell 2 金属シェル2	1	Copper alloy 銅合金	SEE NOTE4
3	USLS20-20 Base	Metal shell 1 金属シェル1	1	Copper alloy 銅合金	SEE NOTE3
2		Contact コンタクト	20	Copper alloy 銅合金	SEE NOTE2
1		Insulator インシュレータ	1	Glass-filled L.C.P.(UL94V-0)Black L.C.P(UL94V-0)黒 ガラス繊維入	――

REV. DATE	APPROVED BY	CHECKED BY	DRAWN BY	DESCRIPTION
4 ×				
3 ×				
2 ×				
1 × 1 Jun. 2,2016	N. Sugita	K. Tagai	D. Yamashita	Added pin No.(ピン番号追加)

THIRD ANGLE PROJECTION	DRAWN BY	DATE	CHECKED BY	DATE	APPROVED BY	DATE	SCALE	UNIT
	T.Omachi	July.22,2005	K.Tagai	July.22,2005	A.Shimada	July.22,2005	7:1	mm

MATERIAL

FINISH

TITLE USLS20-20 USLS20-20CV USLS20-20 Base

KEL CORPORATION

DRAWING No. P39909

REVISION 1

参考資料
Reference

※本資料は改良のため変更される場合がありますのでご注意ください。